

Hollywell's Art and Design Curriculum Roadmap



Nature's Art

EYFS

Transient art using
Natural materials
Vegetable Faces



KS1

2D Transient outdoor
collages



**Andy
Goldsworthy**



3D sculpture using
natural materials



**Robert
Smithson**

KS2

3D sculpture using
recycled materials



**Edith Meusnier
Antony Gormley**

Nature Art

Outdoor Art

Land Art

Environmental Art



**Giuseppe
Arcimboldo**



EYFS

KS1

LKS1

UKS2

Printing with objects, body parts, stamps.

Rain & Sunrays Collagraph Prints

Ammonite Block prints

Animal Relief Print

Inuit & Bees Beetles Butterflies Stencil Print

Claire Romano Print Artist


Prints inspired by work of Ernst Haeckel

Prints inspired by animal patterning

Prints inspired by work of Warhol & Kenojuak Ashevak

Colour Pattern Repeat Texture

Mono Print Collagraph Block Print String Print Press Print Relief Print Stencil Print Screen Print





EYFS

Me
Self Portraits
Drawing myself & my family



KS1

Funny Faces
Fabulous Features
Facial Features

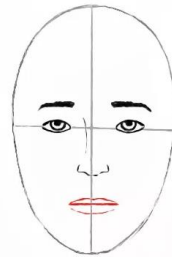


Selfies
Portraits

Various Portrait
Artists
including
Rembrandt

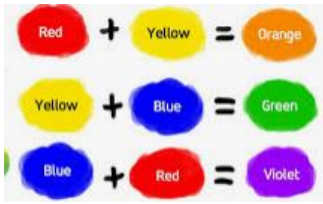


Pop Art
Julian Opie



Pencil Pen Paint Oil Pastels Chalks

Colour Theory : Painting



EYFS

Naming colours. Explore mixing. Explore different types of paint ready mix, powder, block, water colour. Apply paint in different ways.

Jackson Pollock



KS1

Mix it!
Primary & Secondary

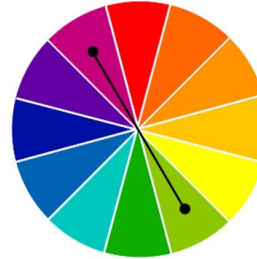


Wassily Kandinsky



Esther Mahlangu

Complementary




Complimentary colours
Tertiary colours
warm cool
Analogous colours

LKS2

Contrast & Compliment

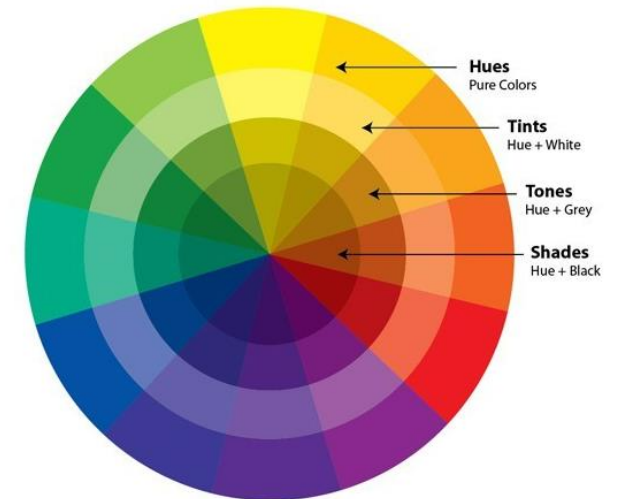
Claude Monet



UKS2

Tints, tones and Shades

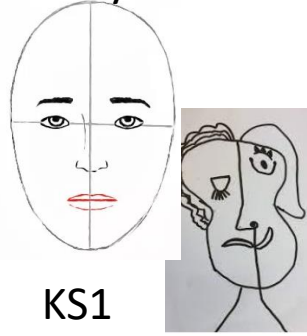
Landscape artists



Drawing



Funny Faces



KS1



Ammonite



LKS2

Picasso



UKS2

Vikings



EYFS

Select tools for drawing and create different types of lines thick, thin, wavy... Draw people and objects




Soft/Hard pencils to create lines & shapes Use properties of pencil, Ink & charcoal

Pop Art




Still Life



Adding texture & tones Techniques of hatching, cross hatching, scumbling & stippling

Use Indian Ink wash to create shades and perspective Types of perspective...one, two, three point perspective.

Pencil Pen Charcoal Inks Chalks



Animal Patterns



WWII



shape size colour pattern texture

EYFS

KS1

LKS2

UKS2

Cut, tear, fold & stick paper and fabric

Create a simple collage using textual materials
Experience different weights of paper including handmade paper. Use technique 'Frottage'

Use running, cross & blanket stitches to add detail and texture.

Weaving on card looms
Crafting techniques Paper making, decoupage, origami
Combine fabric, paper & Print to create texture



fold crumple crinkle curl tear overlap pleat

3D

Malleable & Rigid (links with DT)



EYFS



KS1

LKS2



UKS2



Soapstone Sculptures

Experience modelling with playdoh & clay
Modelling with card and recyclables. Joins tape /glue.

Press into clay to create texture - flowers/buildings
Combine materials to make simple rigid pieces.

Create a coil 'Beaker Pot'
Relief 'clay tile'
Using slip to build and add detail.

Experimenting with creating 'Land art'
Sculpture with an Environmental message.



James Rizzi



Yayoi Kusama



Beaker Pottery



Land Art



Inspired by Edith Meusnier
Antony Gormley

sculpture clay wire card/paper recyclables natural materials paper mache'

clay
coil
slab
score
slip