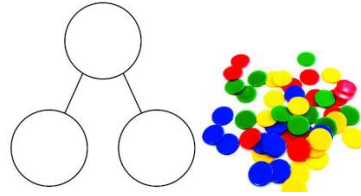




## MATHS

### Task 1.

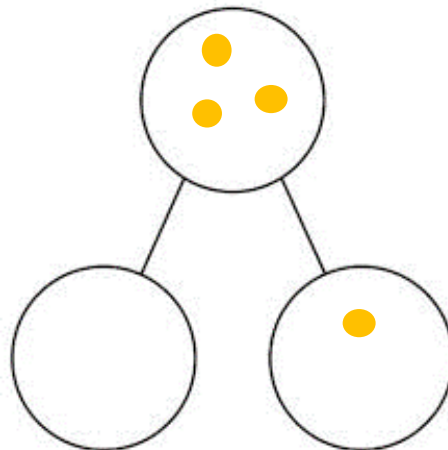
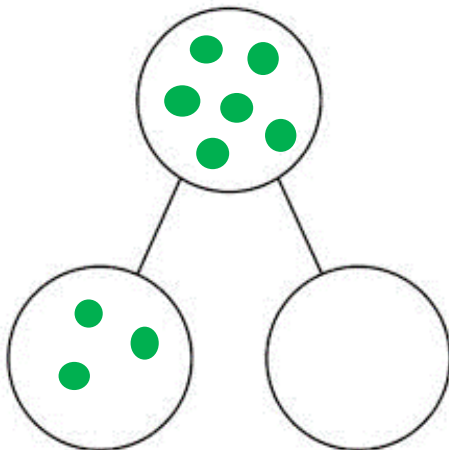
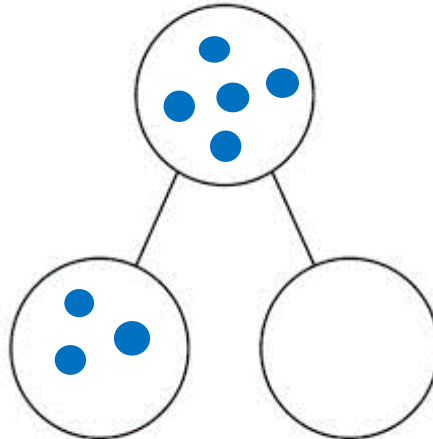
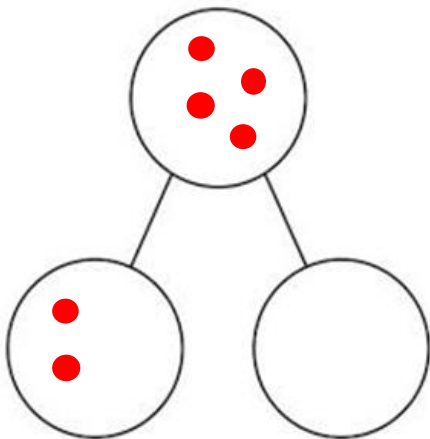
Find your part part whole sheet and counters (in school pack)



Count out 8 counters and place them in the whole.  
Try splitting the 8 counters up in different ways.  
Record each way with pencils and crayons.



**Task 2.** How many counters are missing on each model? Use your counters to solve.



## WRITING

### Task 1.

Listen to the story of 'The Three Little Pigs'

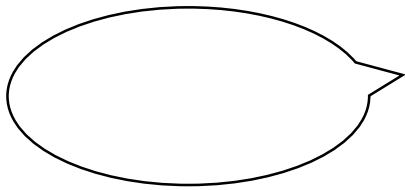
<https://www.youtube.com/watch?v=ipEBv1GFte4>

Or maybe you have your own 'Three Little Pigs' story book that you can share.

Pretend to be the wolf. (You could make a wolf mask)

What does the wolf say in the story? *Little pig, Little pig.....*

**Draw/create some speech bubbles and write in them what the wolf says.**



- Tiger Cubs - sound out words using your phonics (Use your phonics mat) and try to remember how to spell any of those tricky words!

### Task 2.

Pretend to be one of the three little pigs. (You could make some piggy ears)

**Make a sign to put outside your pig house.**

You might write.... *Stay away bad wolf.*

Think of your own ideas.

Use card and a stick to make the signs if you can.



shutterstock.com • 729828586

## PHONICS

### Task 1.

Read **pat man top cod ten hat fit puff huff leg**  
**no go I into the to**

Digraph spotting



Read each word. Write it. Colour the digraph.

**rich**

**shop long wait feet soap coin moon book cow**

*\*digraph = two letters which make one sound 'ai'*

### Task 2.

Say each sound and do the jolly phonics action.

**j v w x y z qu ch sh th ng**  
**ai ee igh oa oi oo/oo ow ar or**

Read each caption and draw a picture to go with it.

**A cat in a hat**

**Fish and chips on a dish**

**A goat and a cow**

**A king and queen**

**Boots on a mat**

## Phonics Help

### **Parent Guides-**

Jolly Phonics actions first 26 letters

<https://www.youtube.com/watch?v=yVry9jpVjI>

Jolly Phonics actions digraphs

<https://www.youtube.com/watch?v=nfWCclz2Qjk>

*(pls note - we teach ie as **igh** and ou as **ow** in our letters and sounds scheme however, the action is the same as shown in this video)*

Jolly Phonics song for children to sing along to and do each action

<https://www.youtube.com/watch?v=26uXtUYssuo>