




**MATHS**

**Task 1.** This week, we are learning about 2D shapes. First, say the name of each shape with a grown up. How many can you remember? Then, go on a shape hunt around the house or in the garden.

Challenge: can you find something which is star shaped?


Recognize 2D shapes We're going on a shape hunt...

Go on a shape hunt around the school and see what 2D shapes you can find!

 Triangle	What I found:
 Square	What I found:
 Circle	What I found:
 Hexagon	What I found:
 Pentagon	What I found:
 Octagon	What I found:
 Rectangle	What I found:

**Task 2.** Go in the garden and using string or wool, have a go at making 2D shapes. Can you name them?

Challenge: can you count how many sides each shape has?





**Task 2.** The ugly troll has been causing trouble again! Can you add some details to this Wanted poster to help the police find him? You can make your own poster too!

*Challenge:* Can you use some interesting adjectives (describing words) to describe the troll?

**WANTED**

**Appearance**

Eyes:

Fur:

Claws:

**Other information**

Crime:







Last seen:

© Copyright 2011, www.sparklebox.co.uk

# READING/SPELLING/PHONICS

Task 1. Read quack chip moth fish coin moon bark cork near  
 she you was her they all

Watch Geraldine the Giraffe on <https://www.youtube.com/watch?v=YwCzf71f1BA> to familiarise yourself with the 'ure' trigraph. Hold your nose as if you were smelling manure and say ure,ure for the action!

pure	cure	manure
jure 	zure 	blure 
picture	vulture	mixture
nure 	vure 	flure 











ink saving Eco

**Trash or Treasure?**  
 Read each word and decide whether it is a real word or a made up alien word!

Task 2. Say each sound and do the jolly phonics actions?

j v w x y z qu ch sh th ng ai ee igh oa oi oo/oo ow ar or air ear

Name \_\_\_\_\_ Date \_\_\_\_\_  
 Write the first sound you hear for each picture in the first box. Write the long vowel I team you hear in the second box and write the last sound that you hear in the next box. Write the whole word on the last line.

Picture	Write the first sound you hear.	Middle Vowel team you hear.	Ending sound that you hear.	Write the word.
	br	igh	t	bright
	_____	_____	_____	_____
	_____	_____	_____	_____
	_____	_____	_____	_____
	_____	_____	_____	_____
	_____	_____	_____	_____
	_____	_____	_____	_____
	_____	_____	_____	_____
	_____	_____	_____	_____
	_____	_____	_____	_____

Can you remember the **igh** trigraph? Stand to attention and salute saying ie, ie for the action!  
 Can you complete the following worksheet?

### Task 3. Tricky words practice




Can you read these tricky words and match them to the correct shape?




he =  
she =  
we =  
was =  
you =  
they =  
all =  
my =  
her =




Tricky Word Activities 2 for those in  
Make a word with these letters

14. Read all the words at the top of the page.  
Match them to the word shapes below and write them in  
the spaces.  
Look for all letters, short letters and letters that go under  
the line. Good luck!

he she we was you  
they all my her

1.  2.  3. 

4.  5.  6. 

7.  8.  9. 

Page 1

### A little extra...

Ask a grown up or an older brother or sister to read the poem to you. Can you read the **ff** words?

## The Billy Goats Gruff

Down by the river,  
Live the Billy Goats Gruff.  
The wool on their bodies,  
Is just like fluff.

A grumpy old troll,  
Who huffs and puffs.  
Lives under the bridge,  
Of the Billy Goats Gruff.

This grumpy old troll,  
Wears fluffy earmuffs.  
He hates the sound of,  
The Billy Goats Gruff.

He hears their hooves,  
And he sniffs and scoffs.  
Then he bellows out loud,  
"WOULD YOU GOATS,  
CLEAR OFF!"



