



MATHS

Task 1.

Count to twenty and back.

Fill in the missing stepping stones for Goldilocks.



20
19
18
17
16
15
14
13
12
11
10
9
8
7
6
5
4
3
2
1

Task 2.

Make some stepping stones out of paper. Number them 1-10.

Pretend to be Goldilocks jumping on the stepping stones. Use them to solve...

$2 + 3 =$

$4 + 2 =$

$6 + 4 =$

$5 + 3 =$

$7 + 2 =$

$3 + 5 =$

Challenge

Make some more stepping stone 11-20. Now solve....

$12 + 5 =$

$14 + 4 =$

$11 + 7 =$

$15 + 4 =$

$16 + 3 =$

$17 + 3 =$

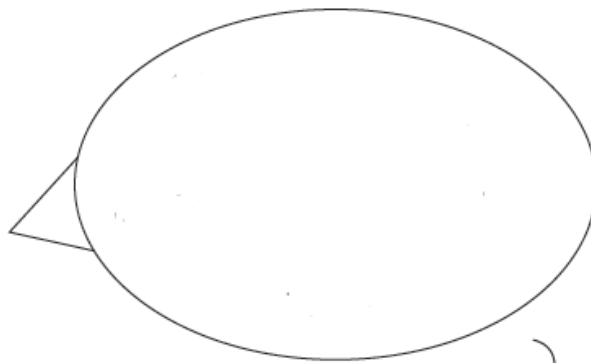

WRITING

Listen to 'Goldilocks and the Three Bears' story or you may have your own version which you could share.


<https://www.youtube.com/watch?v=pge79HEO7Hg>

Task 1. What does Goldilocks say?

Draw and then write in a speech bubble.



She tried the **first** bowl
of porridge.



Task 2.

Pretend that you are Goldilocks.
(You could make some golden hair!)

Write a **letter/note** to the three bears saying that you are sorry.



Task 3.

Yummy porridge!

Talk about how you made porridge.

Write some simple **instructions** on how to make porridge.

Look at the photos you have taken to help you.



READING/SPELLING/PHONICS

Task 1.

Say each sound and do the jolly phonics action.

j v w x y z qu ch sh th ng
ai ee igh oa oi oo/oo ow ar or er/ur air

Watch *Geraldine the Giraffe* on <https://www.youtube.com/watch?v=EneZ1UubxSA> to familiarise yourself with the 'ear' trigraph. The action is touching your ear.

Read the bookmark words.



Task 2.

Read win zip map pack hat fog leg ship chop ring
no go I into the to

Can you remember the **Oa** digraph? Do the action. Watch....

<https://www.youtube.com/watch?v=xYKYTf0JS8>

Write the **Oa** word.



Task 3. Phase 3 Tricky words

Read **he she we me be**
was you they all are my

Play Bingo with the words. Write three down.

Ask an adult to say each word and tick off when you hear your words.

Don't forget to shout Bingo!

Phonics Help

Parent Guides

Jolly Phonics actions first 26 letters

<https://www.youtube.com/watch?v=yVry9jpVjl>

Jolly Phonics actions digraphs

<https://www.youtube.com/watch?v=nfWCclz2Qjk>

(pls note - we teach **ie** as **igh** and **ou** as **ow** in our letters and sounds scheme however, the action is the same as shown in this video)

Jolly Phonics song for children to sing along to to and do each action

<https://www.youtube.com/watch?v=26uXtUYssuo>