





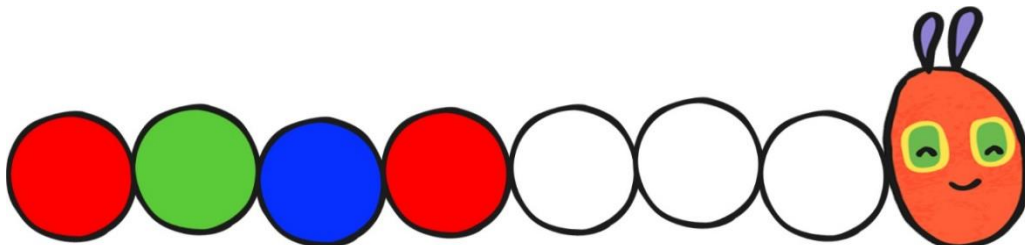
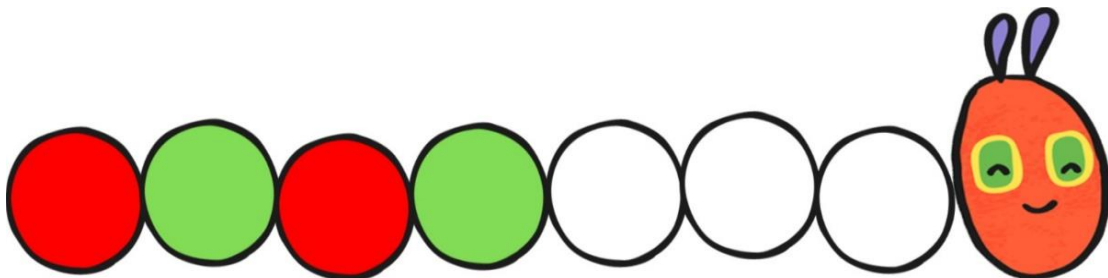
## MATHS

**Task 1.** This week, we will be focussing on recognising and ordering numbers to 20. Can you cut out the pictures/numbers and place them in the grid in the correct order? There are two worksheets: the first one with numbers from 1 to 10, the second one with numbers from 11 to 20. They look like this:



Challenge: can you count 20 objects of your choice accurately e.g. buttons counters, pasta, etc...


**Task 2.** Butterflies have lovely patterns on their wings. Can you finish off the patterns on these caterpillars using the correct colours?



## WRITING/ THE WORLD

**Task 1.** This week, we are learning about the life cycle of a butterfly. Our main story is therefore *The Very Hungry Caterpillar* by Eric Carle. If you do not have a copy of the book at home, you can watch this wonderful tale on <https://www.youtube.com/watch?v=75NQK-Sm1YY>

Just like Eric Carle, you are now going to be an author and create your own mini book to retell the story of this amazing transformation...First, print out the PDF template provided and then add labels and illustrations to each page. It looks like this:



**Challenge:** Can you use your phonics mat to spell the trickier words in the story

**Task 2.** Look at the photos showing the life cycle of the Monarch butterfly. Please ask a grown up to read the captions to you. Fascinating, isn't it? Now print out one of the two PDF worksheets provided (you can choose which one you want to use!) and have a go at placing the pictures in the correct order.



**Challenge:** can you write a sentence to describe the Monarch butterfly?

## READING/SPELLING/PHONICS

**Task 1.** Read pain meet right fight boat loaf coil soil bark fur cork  
Have a go at playing a sorting game like we sometimes do in class on the interactive white board. Bob likes to eat real words but Obb prefers nonsense words! You will find need on the PDF worksheets provided but you will need to cut the pictures out. Have fun!



**Task 2.** Can you say each sound and do the jolly phonics actions?

j v w x y z qu ch sh th ng ai ee igh oa oi oo/oo ow ar or air ear

Revise the **igh** trigraph with Geraldine the giraffe on <https://www.youtube.com/watch?v=OYCR2RZ4ZYY>

Can you insert **igh** in the correct place for the following words? Have a go at reading them too!

Put the igh sound in each word. Stick the right picture under each word

f\_\_t


fl\_\_t

n\_\_t

r\_\_t

l\_\_tning

l\_\_t



# The Very Hungry Caterpillar Home Learning Challenge

The Very Hungry Caterpillar loves to eat lots of different foods. What is your favourite food? Draw a picture of your favourite food and write a sentence to tell us about it.




The Very Hungry Caterpillar eats 4 strawberries and 5 oranges. How many pieces of fruit did he eat altogether? You could use your fingers or draw a picture to help you.



In the story The Very Hungry Caterpillar eats some different foods each day. Can you remember the seven days of the week? Draw a picture or write a sentence about something you do each day.



At the end of the story the caterpillar turns into a butterfly. Can you find out what a tadpole turns into? You could use the Internet or books to help you. Draw or write your answer to share with the group.



Try some of the different fruits mentioned in the story. Which one is your favourite? You could try some apples, pears, strawberries, oranges, plums or watermelon. You could also try some other fruits – what other fruit might The Very Hungry Caterpillar like to eat?



Draw or paint a picture of a caterpillar or a butterfly. What colours do you need? What different parts do you need to draw? Talk to an adult about your picture.