


MATHS

Task 1. This week, we will be focussing on numbers bonds to 10. Have a go at using 10 counters to investigate how they can be split into two piles. Then complete the PDF worksheet provided. It looks like this:



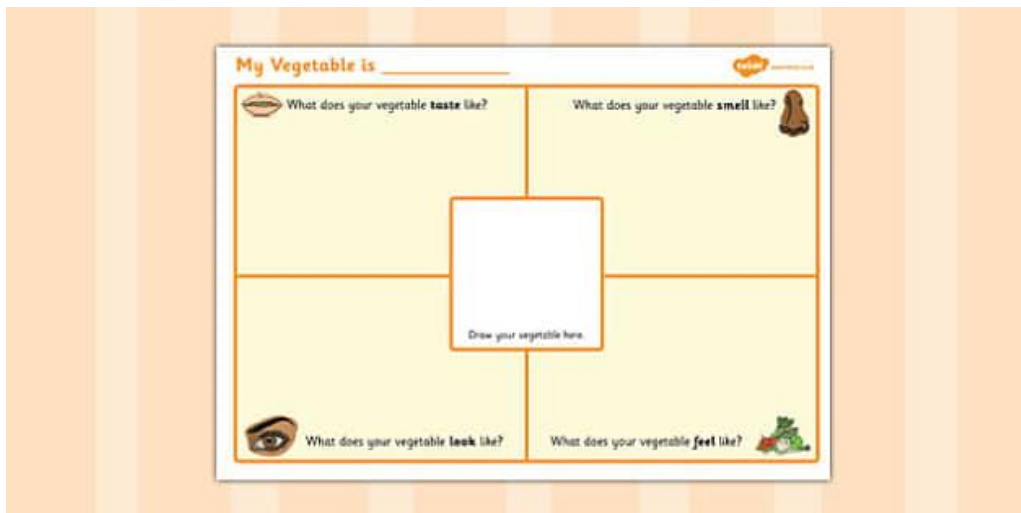
Challenge: can you have a go at finding out number bonds to 20?

Task 2. Now have a go at using your 10 frame to complete this activity. It looks like this:



WRITING

Task 1. This week we are learning about vegetables. Which is your favourite? Some of you might not be very keen on them but they help you to stay healthy. Read this lovely story on <https://www.youtube.com/watch?v=2yvllKqyVUc> and, just like Oliver, you might just grow to love vegetables! Now choose one of the vegetables you have at home and have a go at describing it. Use the PDF worksheet provided. It looks like this:



Challenge: Can you use interesting describing words? They are called **adjectives**. Here are some examples:



Task 2. Can you remember what speech bubbles are? They are used when somebody is speaking. Here is an example:



What do you think the broccoli is saying? Have a go at using your own speech bubble.



Challenge: can you use a capital letter at the beginning of your sentence?

READING/SPELLING/PHONICS

Task 1. Read rain feet deep light night goat loaf boil soil boot food book

he	she	we	me
was	my	you	her
all	our	be	they

Read the tricky words in the grid. Can you write two sentences using them?

Task 2. Can you say each sound and do the jolly phonics actions?

j v w x y z qu ch sh th ng ai ee igh oa oi oo/oo ow ar or air ear




Revise the oi digraph with Geraldine the giraffe on https://www.youtube.com/watch?v=IRTITdRL_cU
Now cut out the letters to make these oi words. What will the mystery word be?

Name _____



Secret Word



Directions: Build each word. Use the letters you have left over to figure out the secret word.

Picture	Build	Write
	<input type="text"/> <input type="text"/> <input type="text"/> <input type="text"/>	
	<input type="text"/> <input type="text"/> <input type="text"/> <input type="text"/>	
	<input type="text"/> <input type="text"/> <input type="text"/> <input type="text"/>	
	<input type="text"/> <input type="text"/> <input type="text"/> <input type="text"/>	

© Miss Giffie

	o	i	o	i	o	i	o	i		
	l	l	k	c	b	s	n	n		

Extra challenges!

Challenge 1:

Can you make a diary to show all the vegetables you eat in one day? You could draw pictures or write a list.



Challenge 2:

Can you help one of your grown ups make a delicious vegetable soup? Here is a simple recipe.

Easy Vegetable soup



This easy to make soup is packed with essential vitamins and minerals. Involving children in cooking is a great way to encourage them to eat different foods. As you prepare the soup together remind them of the story of Esau and Jacob.

Ingredients

- 200g mixed vegetables such as onion, celery and carrots
- 300g potato
- 1tbsp oil
- 700ml vegetable stock

What to do:

1. Peel and cube the vegetables. Help your child to chop the vegetables.
2. Fry the vegetables in a little oil for a few minutes until they begin to soften.
3. Make up the stock
4. Add the stock to the vegetables and simmer for 10-15 minutes.
5. Once the vegetables are tender, blend if desired